

ga stuhl 7-070

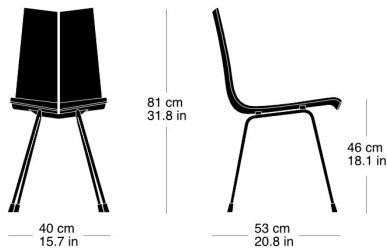
Hans Bellmann, 1955
Sitzschale Formsperrholz zweiteilig, Metallgestell schwarz
matt
B40, T53, H81, SH46

Hans Bellmann, 1955
Coque d'assise en contreplaqué moulé en deux parties
L40, P53, H81, HAss46

Hans Bellmann, 1955
Two-part moulded plywood seat shell, black matte metal
frame
W40, D53, H81, SH46

Technische Angaben / specifications / specifications

Masse / mesure / measure



Gewicht / ponds / weight

4.3 kg 8.6 lb

ga stuhl 7-070

Holzarten / types de bois / types of wood




Buche natur BN 000 AM
Beech natural BN 000 AM
Hêtre naturel BN 000 AM



Buche anthrazit BB 200 SG
Beech anthracite BB 200 SG
Hêtre anthracite BB 200 SG



Buche schwarz BB 203 SG
Beech black BB 203 SG
Hêtre noir BB 203 SG




Schwarznuss natur NN 000 AM
Black walnut natural NN 000 AM
Noyer noir naturel NN 000 AM



Buche Ebony BB 100 SG
Beech ebony BB 100 SG
Hêtre teinté ebony BB 100 SG



Buche Nuss BB 151 SG
Beech walnut BB 151 SG
Hêtre teinté noyer BB 151 SG



Buche geweisst BG 172 SG
Beech whitewashed BG 172 SG
Hêtre teinté blanc BG 172 SG

Belag / revêtement / surface