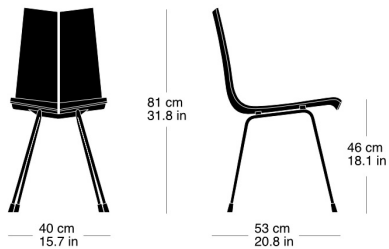


ga stuhl 7-070

Hans Bellmann, 1955
Sitzschale Formsperrholz zweiteilig, Metallgestell schwarz
matt
B40, T53, H81, SH46

Hans Bellmann, 1955
Coque d'assise en contreplaqué moulé en deux parties
L40, P53, H81, HAss46

Hans Bellmann, 1955
Two-part moulded plywood seat shell, black matte metal
frame
W40, D53, H81, SH46

Technische Angaben / specifications / specifications**Masse / mesure / measure****Gewicht / ponds / weight** 4.3 kg 8.6 lb

ga stuhl 7-070

Holzarten / types de bois / types of wood




Beech natural BN 000 AM
Buche natur BN 000 AM
Hêtre naturel BN 000 AM



Beech anthracite BB 200 SG
Buche anthrazit BB 200 SG
Hêtre anthracite BB 200 SG



Beech black BB 203 SG
Buche schwarz BB 203 SG
Hêtre noir BB 203 SG




Black walnut natural NN 000 AM
SchwarznuSS natur NN 000 AM
Noyer noir naturel NN 000 AM



Beech ebony BB 100 SG
Buche Ebony BB 100 SG
Hêtre teinté ebony BB 100 SG



Beech walnut BB 151 SG
Buche Nuss BB 151 SG
Hêtre teinté noyer BB 151 SG



Beech whitewashed BG 172 SG
Buche geweisst BG 172 SG
Hêtre teinté blanc BG 172 SG

Belag / revêtement / surface