

dom 6-916a

Studio Meda, 2017

Armlehnstuhl, Sitz geflochten mit dänischer Papierschur
3mm, geschlossener Rücken, Rückenteil und
Hinterfüsse massiv gebogen

B54, T55, H80 SH46

Studio Meda, 2017

Fauteuil, assise tissée avec de la corde de papier danois
de 3mm, dossier fermé, partie arrière et pieds arrière
massifs pliés.

L54, P55, H80 HAss46

Studio Meda, 2017

Armchair, seat woven with Danish paper cord 3mm,
closed back, back part and rear feet solid bent.

W54, D55, H80 SH46

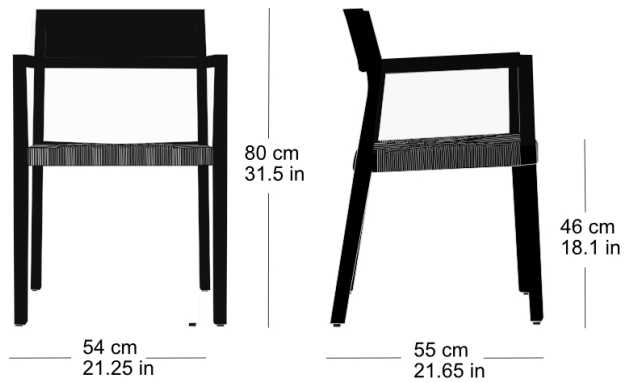
Varianten / variantes / variants

dom
6-900dom
6-900vdom
6-900adom
6-906dom
6-906vdom
6-906adom
6-910dom
6-910vdom
6-910adom
6-916dom
6-916vdom
17-900dom
17-910dom
6-815dom
6-825dom
11-900dom
11-906dom
11-900rdom
11-906r

dom 6-916a

Technische Angaben / specifications / specifications

Masse / mesure / measure



Gewicht / ponds / weight 7 kg 14.0 lb

Stapelung / empilage / stacking 5 Stühle / chaises / chairs

dom 6-916a

Holzarten / types de bois / types of wood



Natural beech HG 520
Buche natur HG 520
Hêtre naturel HG 520



Anthracite beech HG 200
Buche anthrazit HG 200
Hêtre anthracite HG 200



White beech HG 330
Buche weiss HG 330
Hêtre blanc HG 330




Natural oak HG 530
Eiche natur HG 530
Chêne naturel HG 530




Ebony beech HG 100
Buche Ebony HG 100
Hêtre teinté ebony HG 100




Light grey beech HG 340
Buche hellgrau HG 340
Hêtre clair gris HG 340




Wenge beech HG 110
Buche Wenge HG 110
Hêtre teinté wenge HG 110




Grey beech HG 350
Buche grau HG 350
Hêtre gris HG 350




Mahogany beech HG 130
Buche Mahagoni HG 130
Hêtre teinté mahagoni HG 130



Black beech HG 203
Buche schwarz HG 203
Hêtre noir HG 203



Maron beech HG 120
Buche Maron HG 120
Hêtre teinté maron HG 120



Nut beech HG 151
Buche Nuss HG 151
Hêtre teinté noyer HG 151



Whitewashed beech HG 172
Buche geweisst HG 172
Hêtre teinté blanc HG 172

Belag / revêtement / surface