

imma bar stool 11-050

Stephan Hürlemann, 2023

Kreuzzarge massiv,
Fussring massiv gebogen,
Sitz Formsperrholz
B36, T36, SH76

Stephan Hürlemann, 2023

Châssis en croix massif,
repose-pieds en bois massif cintré,
assise contreplaqué moulé
L36, P36, HAss76

Stephan Hürlemann, 2023

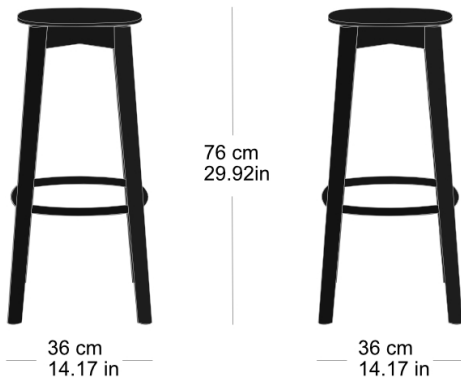
Wooden frame with cross,
ring of solid bentwood,
moulded plywood seat
W36, T36, SH76

Varianten / variantes / variants

imma
11-053imma
11-040imma
11-043imma
11-033imma
11-030imma
4-050imma
4-050aimma
4-053imma
4-053a

Technische Angaben / specifications / specifications

Masse / mesure / measure



Gewicht / ponds / weight

3.8 kg 7.6 lb

imma bar stool 11-050

Holzarten / types de bois / types of wood



Beech natural BN 000 AM
Buche natur BN 000 AM
Hêtre naturel BN 000 AM




Beech anthracite BB 200 SG
Buche anthrazit BB 200 SG
Hêtre anthracite BB 200 SG



Beech black BB 203 SG
Buche schwarz BB 203 SG
Hêtre noir BB 203 SG




Oak natural EN 000 AM
Eiche natur EN 000 AM
Chêne naturel EN 000 AM




Beech ebony BB 100 SG
Buche Ebony BB 100 SG
Hêtre teinté ebony BB 100 SG




Ash natural FN 000 AM
Esche natur FN 000 AM
Frêne naturel FN 000 AM



Beech walnut BB 151 SG
Buche Nuss BB 151 SG
Hêtre teinté noyer BB 151 SG



Ash black FB 203 AM
Esche schwarz FB 203 AM
Frêne noir FB 203 AM



Beech whitewashed BG 172 SG
Buche geweisst BG 172 SG
Hêtre teinté blanc BG 172 SG



Beech colored
Buche farbig
Hêtre coloré

Belag / revêtement / surface