

lyra stool 11-660

Hannes Wettstein, 2007

Sitz Formsperrholz, Hinterfüsse und Rücken massiv
gebogen

B46, T44, H84, SH60



Hannes Wettstein, 2007

Assise en contreplaqué moulé, dossier et pieds arrière en
bois massif cintré

L46, P44, H84, HAss60

Hannes Wettstein, 2007

Moulded plywood seat, rear legs and back solid
bentwood


W46, D44, H84, SH60

Varianten / variantes / variants

lyra
11-680lyra
11-663lyra
11-683lyra
6-540lyra
6-540alyra
6-543lyra
6-543alyra
6-550lyra
6-550alyra
6-553lyra
6-553alyra
6-555lyra
6-555a

Technische Angaben / specifications / specifications

Masse / mesure / measure

46cm
18.1 in84 cm
33.1 in44 cm
17.3 in60 cm
23.6 in

Gewicht / ponds / weight

4.2 kg 8.4 lb

lyra stool 11-660

Holzarten / types de bois / types of wood

Belag / revêtement / surface



Beech natural BN 000 AM
Buche natur BN 000 AM
Hêtre naturel BN 000 AM



Beech black BB 203 SG
Buche schwarz BB 203 SG
Hêtre noir BB 203 SG



Oak natural EN 000 AM
Eiche natur EN 000 AM
Chêne naturel EN 000 AM



Beech anthracite BB 200 SG
Buche anthrazit BB 200 SG
Hêtre anthracite BB 200 SG



Ash natural FN 000 AM
Esche natur FN 000 AM
Frêne naturel FN 000 AM




Oak smoked oak EB 535 AM
Eiche Räuchereiche EB 535 AM
Chêne chêne fumée EB 535 AM




Beech whitewashed BG 172 SG
Buche geweisst BG 172 SG
Hêtre teinté blanc BG 172 SG



Beech ebony BB 100 SG
Buche Ebony BB 100 SG
Hêtre teinté ebony BB 100 SG



Ash white-pigmented FW 001 OL
Esche weisspigmentiert FW 001 OL
Frêne pigmenté blanc FW 001 OL



Beech walnut BB 151 SG
Buche Nuss BB 151 SG
Hêtre teinté noyer BB 151 SG



Ash black FB 203 AM
Esche schwarz FB 203 AM
Frêne noir FB 203 AM