

status 6-410a

Hannes Wettstein, 1999

Sitz und Rücken Formsperrholz, Hinterfüsse massiv gebogen, stapelbar, Reihenverbindung möglich
B56, T51, H82, SH46, ALH66.5

Hannes Wettstein, 1999

Assise et dossier en contreplaqué moulé, pieds arrière en bois massif cintré, empilable, système d'accouplement en option

L56, P51, H82, HAss46, HAcc66.5

Hannes Wettstein, 1999

Moulded plywood seat and back, rear legs solid bentwood, stackable, optional row connector
W56, D51, H82, SH46, ALH66.5

Varianten / variantes / variants



status
6-410



status
6-413



status
6-413a



status
6-415



status
6-415a

Technische Angaben / specifications / specifications

Masse / mesure / measure



50 cm
19.7 in

82 cm
32.3 in



51 cm
20.1 in

46 cm
18.1 in

Gewicht / ponds / weight 5.4 kg 10.8 lb

Reihenverbindung /
accouplement / mating system ja / oui / yes

Stapelung / empilage / stacking 4 Stühle / chaises / chairs

status 6-410a

Holzarten / types de bois / types of wood




Hêtre naturel BN 000 AM
Buche natur BN 000 AM
Beech natural BN 000 AM




Hêtre noir BB 203 SG
Buche schwarz BB 203 SG
Beech black BB 203 SG




Hêtre teinté blanc BG 172 SG
Buche geweisst BG 172 SG
Beech whitewashed BG 172 SG



Hêtre anthracite BB 200 SG
Buche anthrazit BB 200 SG
Beech anthracite BB 200 SG



Hêtre teinté ebony BB 100 SG
Buche Ebony BB 100 SG
Beech ebony BB 100 SG



Hêtre teinté noyer BB 151 SG
Buche Nuss BB 151 SG
Beech walnut BB 151 SG

Belag / revêtement / surface